

## Product Datasheet

# 44-Port 10G Uplink Managed PoE Fiber Switch

(ONV-POE36448PFM)



## OVERVIEW

The ONV-POE36448PFM series is a 10G uplink managed PoE fiber switch independently developed by ONV. It has 12\*10/100/1000Base-T RJ45 ports and 28\*100/1000M SFP fiber slot ports and 4\*1/10G SFP+ fiber slot ports. Port 1-8 can support IEEE802.3af/at standard PoE power supply. single port PoE power reaches 30W, and the maximum PoE output power of the whole machine is 130W (at-250W). As a PoE power supply device, it can automatically detect and recognize the power receiving equipment that meets the standard and supply power through the network cable. It can supply power to POE terminal equipment such as wireless AP, webcam, VoIP phone, building visual access control intercom, etc. through network cable, to meet the network environment that needs high-density PoE power supply. It is suitable for hotel, campus, factory dormitory and small and medium-sized enterprise.

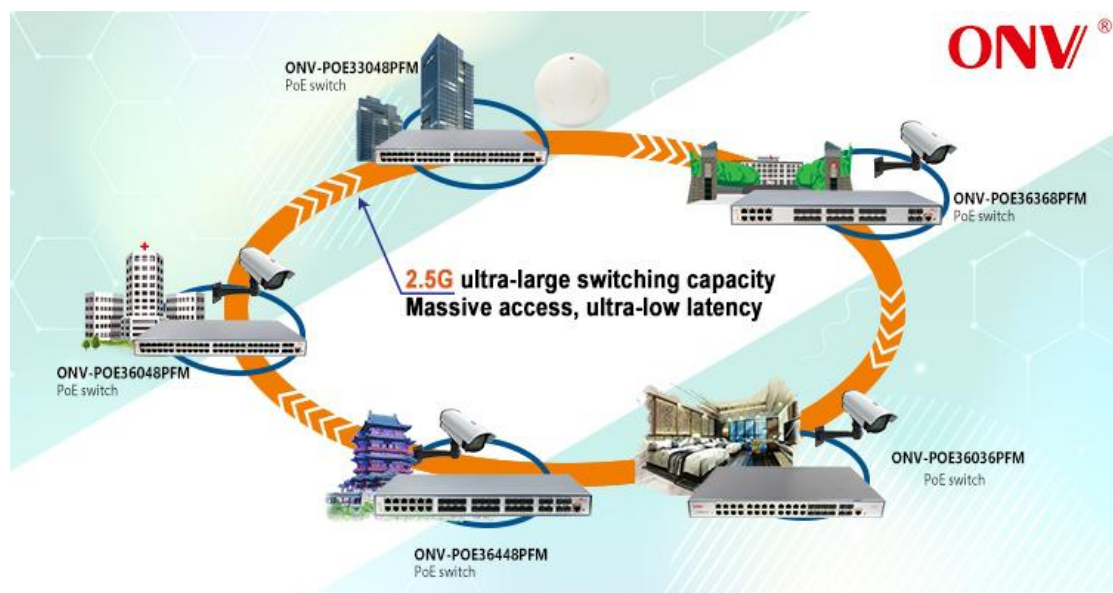
The ONV-POE36448PFM has L2+ full network management function, supports IPV4/IPV6 management, static route full line rate forwarding, security protection mechanism, ACL/QoS policy and rich VLAN functions, and is easy to manage and

maintain. Supports multiple network redundancy protocols STP/RSTP/MSTP (<50ms) and (ITU-T G.8032) ERPS to improve link backup and network reliability. When one-way network fails, communication can be quickly restored to ensure important Uninterrupted communication for applications. According to the actual application requirements, you can configure multiple application services such as PoE power management, port traffic control, VLAN division, and SNMP through the Web network management mode.

## FEATURE

### ■ Multi fiber port gigabit access, 10G uplink

- ◇ All series supports “Gigabit RJ45 port and Gigabit SFP port and 10G SFP+ uplink port” combination, which enables users to flexibly build networking to meet the needs of various scenarios.
- ◇ Support non-blocking wire-speed forwarding.
- ◇ Support full-duplex based on IEEE802.3x and half-duplex based on backpressure.

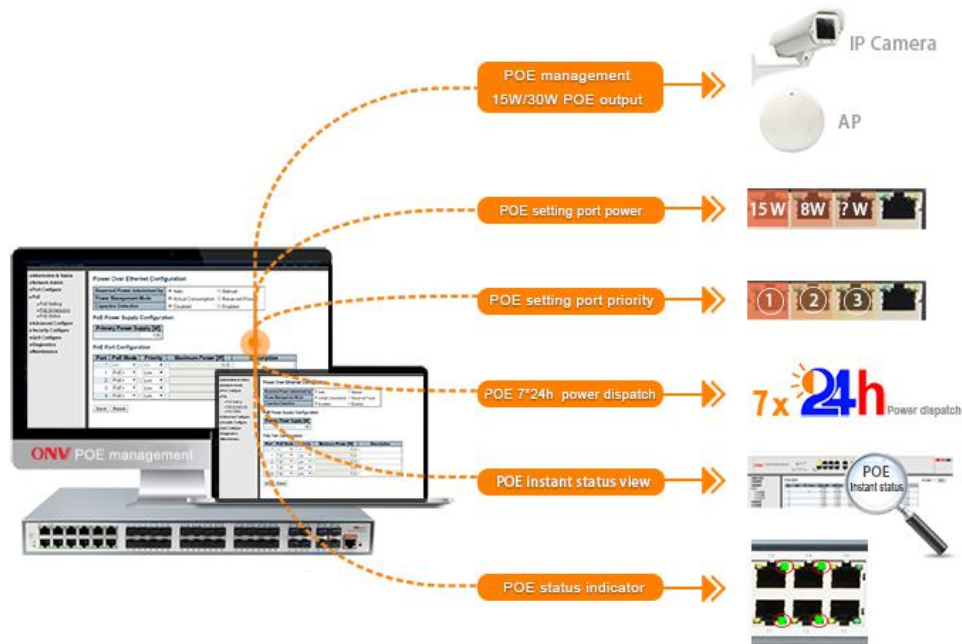


### ■ Intelligent PoE power supply

- ◇ 8\*10/100/1000Base-T RJ45 ports can support POE power supply to meet the needs of security monitoring, teleconferencing system, wireless coverage, and other


scenarios.

- ◇ IEEE 802.3af/at PoE standard, without damaging non-PoE devices.
- ◇ Priority system for PoE port, it will supply power to the high priority level port first when the power budget is insufficient and avoid overwork of the device.
- ◇ PoE network management, realize PoE port power allocation, priority setting, port power status viewing, time scheduling, etc.



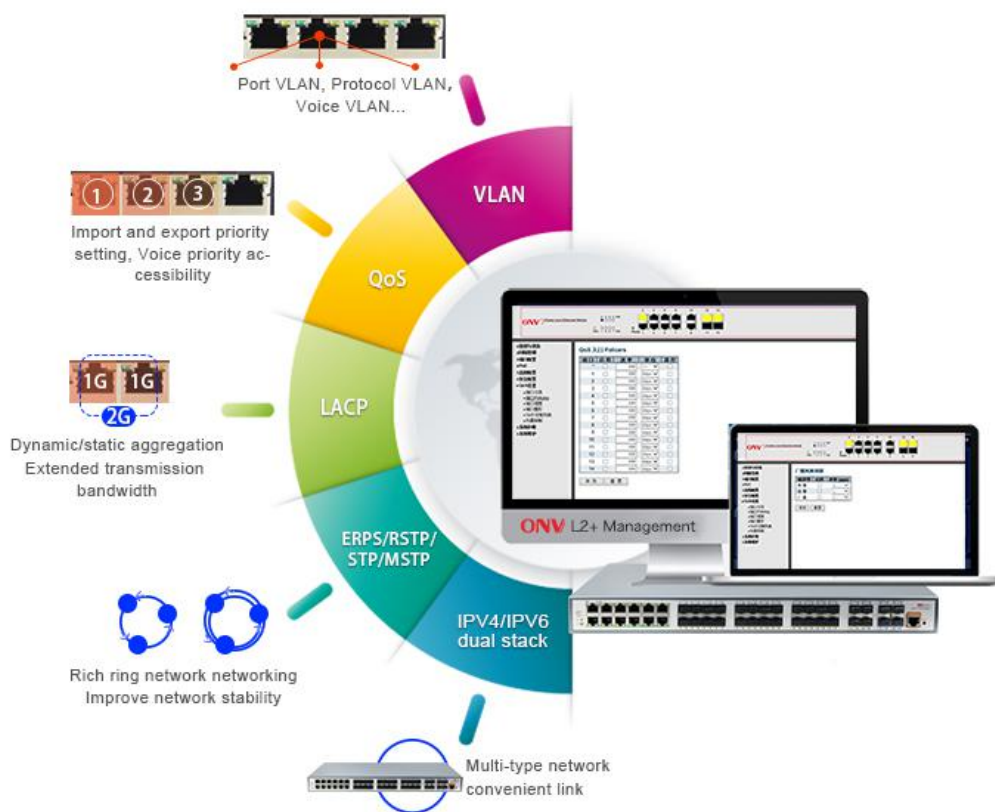
### ■ Security

- ◇ 802.1X authentication.
- ◇ Port isolation, Storm control.
- ◇ IP-MAC-VLAN-Port binding.



## ■ Strong business processing capability


- ◇ IEEE802.1Q VLAN, flexible VLAN division, Voice VLAN, and QinQ configuration.
- ◇ QoS, Priority mode based on 802.1P, Port & DSCP, queue scheduling algorithm including EQU, SP, WRR & SP+WRR.
- ◇ ALC, filter data packet through configuring matching rules, processing operation & time permission, and provide flexible and safe access control.
- ◇ IGMP V1/V2 and IGMP Snooping.
- ◇ ERPS/STP/RSTP/MSTP.
- ◇ Static and dynamic aggregation.



## ■ Stable and reliable

- ◇ Low power consumption, No fan, galvanized steel casing.
- ◇ Self-developed power supply, high redundancy design, providing a long term and stable PoE power output.
- ◇ CCC, CE, FCC, RoHS.

- ◇ The user-friendly panel, it can show the device status through the LED indicator of PWR, Link, PoE.



#### ■ Easy operation and maintenance management

- ◇ Web management, CLI command line (Console, Telnet), SNMP (V1/V2/V3).
- ◇ HTTPS, SSLV3, and SSHV1/V2.
- ◇ RMON, system log, LLDP, and port traffic statistics.
- ◇ CPU monitoring, memory monitoring, Ping test, and cable diagnose.

## TECHNICAL SPECIFICATION

Model	ONV-POE36448PFM	ONV-POE36448PFM-at
<b>Interface Characteristics</b>		
Fixed Port	8*10/100/1000Base-T PoE ports (Data/Power) 4*10/100/1000Base-T RJ45 ports (Data) 28*100/1000Base-X SFP fiber slot ports (Data) 4*1/10G uplink SFP+ fiber slot ports (Data) 1*Console RS232 port (115200,N,8,1)	
Ethernet Port	Port 1-12 can support 10/100/1000BaseT auto-sensing, Full/half duplex MDI/MDI-X self-adaption	

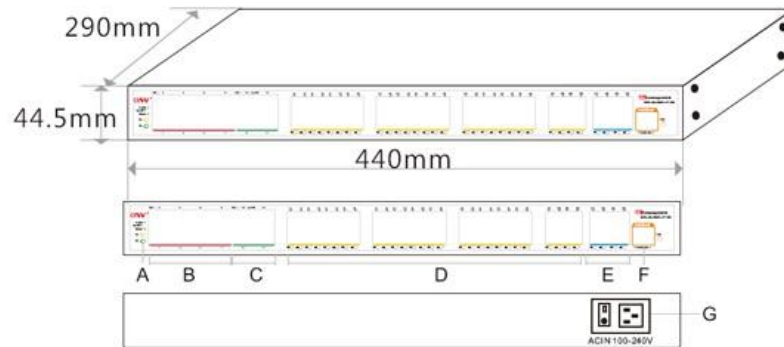
Twisted Pair Transmission	10BASE-T: Cat3,4,5 UTP(≤100 meter) 100BASE-TX: Cat5 or later UTP(≤100 meter) 1000BASE-T: Cat5e or later UTP(≤100 meter)
Optical Fiber Port	Gigabit SFP optical fiber port and 10G SFP+ optical fiber port, default matching optical modules (optional order single-mode / multi-mode, single fiber / dual fiber optical module. LC)
Optical Cable/Distance	Multi-mode:850nm 0~300M(10G) ,850nm 0~500M (1.25G); Single-mode:1310nm 0~40KM,1550nm 0~120KM.
<b>Chip Parameter</b>	
Network Management Type	L2+
Network Protocol	IEEE802.3 10BASE-T, IEEE802.3i 10Base-T IEEE802.3u 100Base-TX, IEEE802.3ab 1000Base-T IEEE802.3z 1000Base-X IEEE802.3ae 10GBase-LR/SR IEEE802.3x
Forwarding Mode	Store and Forward(Full Wire Speed)
Switching Capacity	598Gbps (non-blocking)
Forwarding Rate@64byte	119.04Mpps
MAC	32K
Buffer Memory	32M
Jumbo Frame	9.6K
LED Indicator	Power: PWR (yellow), system:SYS (yellow); network:Link (yellow); PoE: PoE (green); Fiber port : L/A (green)
Reset Switch	Yes, support one key to restore factory settings
<b>PoE &amp; Power</b>	
PoE Port	Port 1 to 8

PoE Management	PoE working status Delay start of power supply PoE output priority configuration Scheduling of PoE operation and time Total power limit of PoE power supply PoE output power allocation, off& af &at	
Power Supply Pin	Default: 1/2 (+), 3/6 (-)	
Max Power Per Port	30W, IEEE802.3af/at	
Total PWR / Input Voltage	130W/(AC100-240V)	250W/(AC100-240V)
Power Consumption	Standby<20W, Full Load<130W	Standby<25W, Full Load<250W
Power Supply	Built-in power supply, AC100~240V 50-60Hz 2.3A	Built-in power supply, AC100~240V 50-60Hz 4.1A
<b>Physical Parameter</b>		
Operation TEMP / Humidity	-20~+55°C;5%~90% RH Non condensing	
Storage TEMP / Humidity	-40~+80°C;5%~95% RH Non condensing	
Dimension (L*W*H)	440*290*44.5mm	
Net /Gross Weight	<4.0kg / <4.8kg	<4.5kg / <5.2kg
Installation	Desktop type ,19 inch 1U cabinet installation	
<b>Certification &amp; Warranty</b>		
Lightning protection / protection level	Lightning protection: 4KV 8/20us; Protection level: IP30	
Certification	CCC;CE mark, commercial; CE/LVD EN60950;FCC Part 15 Class B; RoHS	
Warranty	3 years, lifelong maintenance.	
<b>Network Management Features</b>		

Interface	<p>IEEE802.3X (Full-duplex)</p> <p>Port temperature protection setting</p> <p>Port green Ethernet Energy-saving setting</p> <p>Broadcast storm control based on port speed</p> <p>The speed limit of the message flow in the access port.</p> <p>The minimum particle size is 64Kbps.</p>
Layer 3 Features	<p>L2+ network management ,IPV4/IPV6 management</p> <p>L3 soft routing forwarding,</p> <p>Static route, Default route @ 128 pcs, APR @ 1024 pcs</p>
VLAN	<p>4K VLAN based on port, IEEE802.1q</p> <p>VLAN based on the protocol</p> <p>VLAN based on MAC</p> <p>Voice VLAN, QinQ configuration</p> <p>Port configuration of Access, Trunk, Hybrid</p>
Port Aggregation	<p>LACP, Static aggregation</p> <p>Max 22 aggregation groups and 8 ports per group.</p>
Spanning Tree	STP (IEEE802.1d),RSTP (IEEE802.1w),MSTP (IEEE802.1s)
Industrial Ring	G.8032 (ERPS),Recovery time less than 20ms
Network Protocol	250 Ring at most, Max 254 devices per ring.
Multicast	<p>MLD Snooping v1/v2,Multicast VLAN</p> <p>IGMP Snooping v1/v2, Max 1024 multicast groups, Fast log out</p>
Port Mirroring	Bidirectional data mirroring based on port
QoS	<p>Flow-based Rate Limiting</p> <p>Flow-based Packet Filtering</p> <p>8*Output queues of each port</p> <p>802.1p/DSCP priority mapping</p> <p>Diff-Serv QoS,Priority Mark/Remark</p> <p>Queue Scheduling Algorithm (SP, WRR, SP+WRR)</p>
ACL	Port-based Issuing ACL,ACL based on port and VLAN

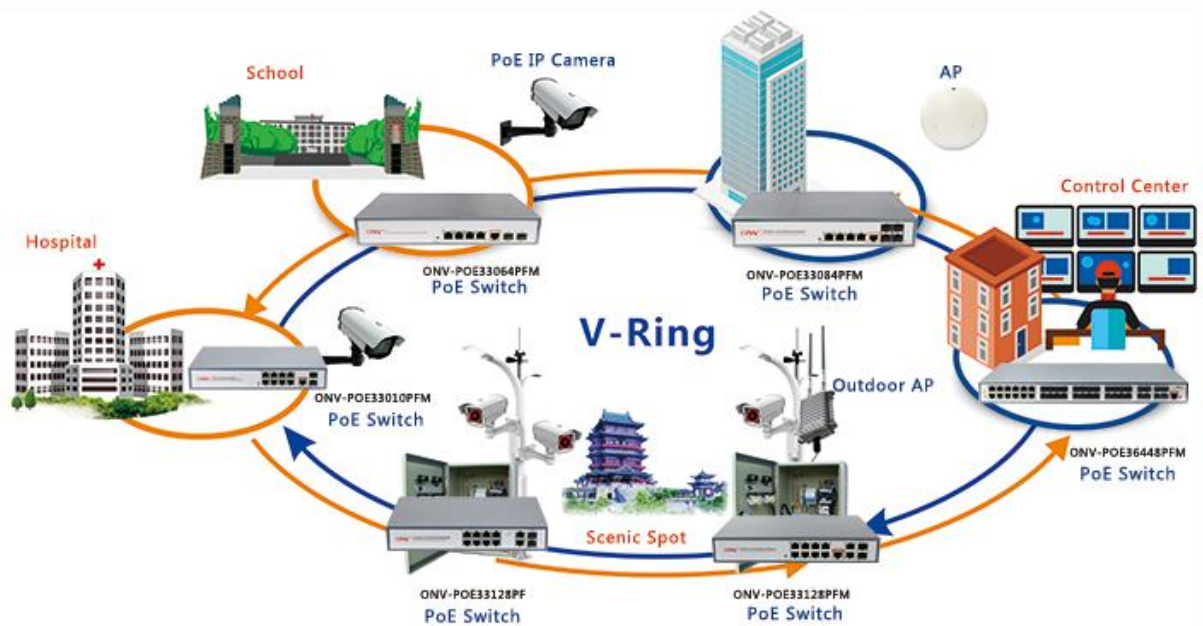
	L2 to L4 packet filtering, matching first 80 bytes message. Provide ACL based on MAC, Destination MAC address, IP Source, Destination IP, IP Protocol Type, TCP/UDP Port, TCP/UDP Port Range, and VLAN, etc.
Security	<p>IP-MAC-VLAN-Port binding</p> <p>ARP inspection, Anti-DoS attack</p> <p>AAA &amp; RADIUS, MAC learning limit</p> <p>Mac black holes, IP source protection</p> <p>IEEE802.1X &amp; MAC address authentication</p> <p>Broadcast storm control, Backup for host datum</p> <p>SSH 2.0, SSL, Port isolation, ARP message speed limit</p> <p>User hierarchical management and password protection</p>
DHCP	DHCP Client, DHCP Snooping, DHCP Server, DHCP Relay
Management	<p>One-key recovery</p> <p>Cable Diagnose, LLDP</p> <p>Web Management (HTTPS)</p> <p>NTP, System work log, Ping Test</p> <p>CPU instant utilization status view</p> <p>Console/AUX Modem/Telnet/SSH2.0 CLI</p> <p>Download &amp; Management on FTP, TFTP, Xmodem, SFTP, SNMP</p> <p>V1/V2C/V3</p> <p>ONV NMS - smart network management system platform (LLDP+SNMP)</p>
System	<p>Category 5 Ethernet network cable</p> <p>Web browser: Mozilla Firefox 2.5 or higher, Google browser chrome V42 or higher, Microsoft Internet Explorer 10 or later;</p> <p>TCP/IP, network adapter, and network operating system (such as Microsoft Windows, Linux, or Mac OS X) installed on each computer in a network</p>

## DIMENSION



- A. Working indicator
- B. 8\*10/100/1000M PoE ports
- C. 4\*10/100/1000M RJ45 ports
- D. 28\*100/1000M SFP slot ports
- E. 4\*1/10G SFP+ slot ports
- F. Console port
- G. Power input port AC100-240V, 50/60Hz

## APPLICATION



## ORDERING INFORMATION

Model	Description
ONV-POE36448PFM	L2+ managed PoE switch with 12* 10/100/1000M RJ45 ports and 28*100/1000M SFP fiber slot ports and 4*1/10G SFP+ fiber slot ports, Port 1-8 can support IEEE802.3af/at PoE standard, built-in 130W power supply. Support 1U/19 inch rack installation.
ONV-POE36448PFM-at	L2+ managed PoE switch with 12* 10/100/1000M RJ45 ports and 28*100/1000M SFP fiber slot ports and 4*1/10G SFP+ fiber slot ports, Port 1-8 can support IEEE802.3af/at PoE standard, built-in 250W power supply. Support 1U/19 inch rack installation.

## PACKING LIST

	CONTENT	QTY	UNIT
Packing List	44-port 10G uplink managed PoE Fiber Switch	1	SET
	AC Power Cable	1	PC
	RJ45-DB9 Line	1	PC
	Mounting Kits(Hanging Ear )	1	SET
	User Guide	1	PC
	Warranty Card	1	PC

## OPTICAL MODULE INFORMATION

Product	Model	Description	Unit
---------	-------	-------------	------

1.25G Optical Module	ONV-2630	SFP optical module, 1.25G, multi mode dual fiber 850nm, transmission distance: 550m, LC interface, support DDM function, support hot plug and pull.	PC
	ONV-2632	SFP optical module, 1.25G, single-mode dual fiber 1310nm, transmission distance: 20km, LC interface, support DDM function, support hot plug and pull.	PC
	ONV-2612-T	SFP optical module, 1.25G, single-mode single fiber TX1310nm/RX1550nm, transmission distance: 20km, LC interface, support DDM function, support hot plug and pull.	PC
	ONV-2613-R	SFP optical module, 1.25G, single-mode single fiber TX1550nm/RX1310nm, transmission distance: 20km, LC interface, support DDM function, support hot plug and pull.	PC
	ONV-2612-T-S C	SFP optical module, 1.25G, single-mode single fiber TX1310nm/RX1550nm, transmission distance: 20km, SC interface, support DDM function, support hot plug and pull.	PC
	ONV-2613-R-S C	SFP optical module, 1.25G, single-mode single fiber TX1550nm/RX1310nm, transmission distance: 20km, SC interface, support DDM function, support hot plug and pull.	PC
Power Module	ONV-2633	1.25G SFP optical module transfers to 10/100/1000M RJ45 net port.	PC
10G Optical Module	ONV-6630	SFP+ optical module, 10G Multi-mode dual fiber 850nm, transmission distance: 300m, LC interface, support DDM function, support hot plug and pull.	PC
	ONV-7832	SFP+ optical module, 10G Single-mode dual fiber 1310nm, transmission distance: 20km, LC interface,	PC

		support DDM function, support hot plug and pull.	
	ONV-7832-33	SFP+ optical module, 10G Single-mode single fiber TX1330nm/RX1270nm , transmission distance: 20km, LC interface, support DDM function, support hot plug and pull.	PC
	ONV-7832-27	SFP+ optical module, 10G Single-mode single fiber TX1270nm/RX13300nm , transmission distance: 20km, LC interface, support DDM function, support hot plug and pull.	PC

## CONTACT US



OPTICAL NETWORK VIDEO TECHNOLOGIES (SHENZHEN) CO., LTD.

Tel: 0086-755-33376606

Fax: 0086-755-33376608

Email: [onv@onv.com.cn](mailto:onv@onv.com.cn)

Website: [www.onvcom.com](http://www.onvcom.com)

Zip: 518000

Headquarter Address: Room 1003, Block D, Terra Building, Futian District, Shenzhen, China

Factory Address: The 4-6th Floor, No. 59, Huaning Road, Xinwei Community, Dalang Street, Longhua District, Shenzhen, China

